

Edmonton Kenworth Ltd E009
17335 118 Avenue

NORTH WEST CRANE LTD.
7015 SPARROW DRIVE

Edmonton, Alberta Canada T5S 2P5
Phone: (780) 453-3434
Fax: (780) 454-6124
Email: bbeveridge@edmkw.com

LEDUC, Alberta Canada T8E-7L1
Phone: (1) 980-2227
Fax: (1) 980-5324
Contact Email:
Prepared for: IVAN JANSSEN

Model	Description	\$ List	Weight
T800B	CONVENTIONAL	118,750	13,957
	US TO BK OR CANADA/ALASKA TO 140K GCW (INFO USED FOR COILING REVIEW ONLY)	0	0

Engine & Equipment	Description	\$ List	Weight
	C15 475 ACERT 2005 475@2100 1850@1200 DIAGNOSTIC PLUG FOR DATA LINK, STD W/ ELEC. E	13,063	941
	OIL COOLER		
	ALUMINUM FLYWHEEL HOUSING		
	N09040 P02 102... Vehicle Speed Limit		
	N09050 P07 102... High Cruise Control Speed LI		
	N09100 P08 Latch Retarder Function		
	N09120 P09 3... Auto Retard in Cruise		
	N09140 P13 1400... Idle RPM Limit		
	N09160 P17 1400... PTO Top Engine RPM Limit		
	N09200 P34 0... Idle Shutdown Time		
	N09220 P38 Yes... Idle Shutdown Override		
	N09240 P38 Show/Engine Monitoring	0	0
	MUST BE NEW INTERIOR	0	0
	AIR COMP: BENDIX 15.8 CFM BA921 CAT	0	0
	TEFLON DISCHARGE LINE		
	AIR CLEANER: DUAL 13in ERA SS COWL MTD WITH KW LOGO	1,313	29
	MOLDED RUBBER SLEEVES AT ALL CONNECTIONS		
	STAINLESS STEEL CLAMPS AT ALL CONNECTIONS		
	CONSTANT TORQUE CLAMPS DUAL INTAKE	51	7
	FAN HUB: HORTON DRIVEMASTER CATERPILLAR	0	0
	RADIATOR: 1430 SQ IN AIR TO AIR 7800 MAY REQUIRE HIGH HOOD 8090115 10 PSI PRESSURE RELIEF CAP REMOVABLE TOP & BOTTOM TANKS TOP TANK BAFFLED FOR DEAERATION AIR-TO-AIR HEAT EXCHANGER/AFTERCOOLER CONSTANT TORQUE RADIATOR HOSE CLAMPS ROCKSCREEN MTD BEHIND BUMPER AIR VENT PERMANENT TYPE ANTIFREEZE	448	53
	RADIATOR WINTERFRONT	50	2

Unpublished options may require review/approval.
Dimensional and performance data for unpublished options may vary from that displayed in PROSPECTOR.

Printed: 1/11/2006 12:55:32 PM Complete Model Number: T800B CONVENTIONAL
Effective Date: Jul 1, 2005 Quote/OTPO/CO: Q29100392
Prepared by: Bob Beveridge Version Number: 15.12

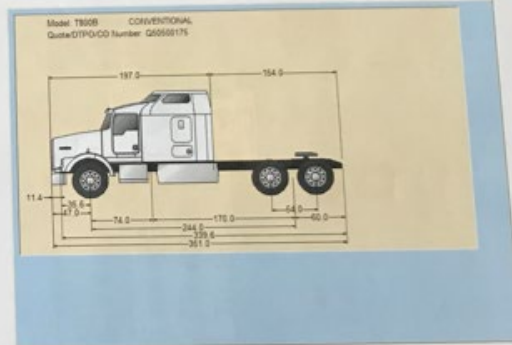
Edmonton Kenworth Ltd E009
17335 118 Avenue

NORTH WEST CRANE LTD.
7015 SPARROW DRIVE

Edmonton, Alberta Canada T5S 2P5
Phone: (780) 453-3434
Fax: (780) 454-6124
Email: bbeveridge@edmkw.com


LEDUC, Alberta Canada T8E-7L1
Phone: (1) 980-2227
Fax: (1) 980-5324
Contact Email:
Prepared for: IVAN JANSSEN

Horizontal Dimensions



Unpublished options may require review/approval.
Dimensional and performance data for unpublished options may vary from that displayed in PROSPECTOR.

Printed: 1/11/2006 3:08:17 PM Complete Model Number: T800B CONVENTIONAL
Effective Date: Jul 1, 2005 Quote/OTPO/CO: Q29100392
Prepared by: Bob Beveridge Version Number: 15.12



Edmonton Kenworth Ltd E009
17335 118 Avenue

NORTH WEST CRANE LTD.
7015 SPARROW DRIVE

Edmonton, Alberta Canada T5S 2P5
Phone: (780) 453-3431
Fax: (780) 454-6124
Email: bbeveridge@edmkw.com

LEDUC, Alberta Canada T9E-7L1
Phone: () 980-2227
Fax: () 980-5334
Contact Email:
Prepared for: IVAN JANSSEN

Model	Description	\$ List	Weight
T800B	CONVENTIONAL	119,750	13,957
	US TO 80K OR CANADA/ALASKA TO 140K GCW (INFO USED FOR COOLING REVIEW ONLY)	0	0
Engine & Equipment			
	C15 475 ACERT 2005 475@2100 1850@1200	13,063	941
	DIAGNOSTIC PLUG FOR DATA LINK, STD W/ ELEC. E		
	OIL COOLER		
	ALUMINUM FLYWHEEL HOUSING		
	N09040 P02 102...Vehicle Speed Limit		
	N09080 P07 102...High Cruise Control Speed Li		
	N09100 P08 Latch,Retarder Function		
	N09120 P09 3...Auto Retard in Cruise		
	N09140 P13 1400...Idle RPM Limit		
	N09160 P17 1400...PTO Top Engine RPM Limit		
	N09200 P34 0...Idle Shtdwn Time		
	N09220 P35 Yes...Idle Shtdwn Override		
	N09240 P38 ShtdwnEngine Monitoring		
	MUST BE NEW INTERIOR	0	0
	AIR COMP: BENDIX 15.8 CFM BA921 CAT	0	0
	TEFLON DISCHARGE LINE	0	0
	AIR CLEANER: DUAL 13in ERA SS COWL MTD	1,313	29
	WITH KW LOGO		
	MOLDED RUBBER SLEEVES AT ALL CONNECTIONS		
	STAINLESS STEEL CLAMPS AT ALL CONNECTIONS		
	CONSTANT TORQUE CLAMPS DUAL INTAKE	51	7
	FAN HUB: HORTON DRIVEMASTER CATERPILLAR	0	0
	RADIATOR: 1430 SQ IN AIR TO AIR	448	53
	T800 MAY REQUIRE HIGH HOOD 8090115		
	10 PSI PRESSURE RELIEF CAP		
	REMOVABLE TOP & BOTTOM TANKS		
	TOP TANK BAFFLED FOR DEAERATION		
	AIR-TO-AIR HEAT EXCHANGER/AFTERCOOLER		
	CONSTANT TORQUE RADIATOR HOSE CLAMPS		
	ROCKSCREEN MTD BEHIND BUMPER AIR VENT		
	PERMANENT-TYPE ANTIFREEZE		
	RADIATOR WINTERFRONT	50	2

Unpublished options may require review/approval.
Dimensional and performance data for unpublished options may vary from that displayed in PROSPECTOR.

Printed: 1/17/2006 12:55:32 PM Complete Model Number: T800B CONVENTIONAL
Effective Date: Jul 1, 2005 Quote/DTP/CO: Q25100392
Prepared by: Bob Beveridge Version Number: 15.12



Description	\$ List	Weight
BUG SCREEN FRONT OF GRILLE K100,C500, T800,W900 BEHIND GRILLE T2000,T600	40	0
ANTIFREEZE: LONG LIFE COOLANT	117	0
SILICONE COOLANT HOSES	44	0
FAN BLADE	0	0
OIL COOLER FULL FAN SHROUD	907	170
DUAL EXH:DUAL HOR CCM VERT PIPES SIDE OF AEROCAB 10-2002 & ACERT CATERPILLAR	306	13
EXHAUST SHIELD:FULL LENGTH PERF DUAL SS FOR SIDE MOUNTED EXHAUST AEROCAB ONLY	152	0
CUST NAME NARR CUTOUT 12 CHARACTERS A-Z ONLY W/SPACES ALL CAPS, USE W/1292319 N1290 script to read " N W CRANE "	34	15
TAILPIPE: DUAL 54in CHROME CURVED	231	0
EXHAUST ELBOW: DUAL LOWER CHROME	0	0
EXHAUST CLAMPS:STAINLESS STEEL (SEAL)	119	11
FILTER:COOLANT SPIN-ON CAT & ISC 03+ AVAIL ON ALL CAT & 2003 & 05 ISC & ISL	0	0
FUEL FILTER:FS1000 NOT ISB/C/X,SIGN 600	0	0
FILTER: OIL FULL FLOW CAT/DDC ONLY	84	2
IMMERSION ENG BLOCK HTR:110-120V/1500W STD CONV. PLUG LOCATION UNDER DOOR	89	2
ENGINE OIL PAN HEATER: 110-120V/150 W STD CONV. PLUG LOCATION UNDER DOOR	0	0
KEY SWITCH	67	0
ENGINE SHUTDOWN TIMER: MARKTIME PREVIOUSLY HENKE 74	2,298	2
RETARDER:CAT COMPRESSION BRAKE C15	4	-2
ALT: LEECE NEVILLE 160 AMP LONG BRUSH	103	55
BATT: 4 PACCAR GP31 THR (700) 2800 CCA	0	0
STARTER: DELCO 12V 42MT ELECTRICAL SYST W/CENTRALIZED POWER DIST INCORPORATING PLUG-IN STYLE RELAYS CIRCUIT PROTECTION FOR SERVICABILITY 12-VOLT LIGHT SYSTEM W/CIRCUIT PROTECTION CIRCUITS NUMBER & COLOR CODED	0	2
LOW VOLTAGE DISCONNECT 86in SLPR	67	0
MULTI FUNCTION ENG CONN FOR BODY BLDR	65	0
REMOTE THROTTLE CNTRL F/CUSTOMER INSTLD	133	4
JUMP START TERMINALS MTD UNDER HOOD IN ENG AREA EXCEPT (T2 MTD ON FIREWALL)		

Unpublished options may require review/approval.
Dimensional and performance data for unpublished options may vary from that displayed in PROSPECTOR.

Printed: 1/17/2006 12:55:32 PM **Complete** Model Number: T800B CONVENTIONAL
Effective Date: Jul 1, 2005 Quote/DTPO/CO: Q25100392
Prepared by: Bob Beveridge Version Number: 15.12

Description	\$ List	Weight
Transmission & Clutch		
FULLER RTLO18918B 18-SPEED SUPER 18 W/PUMP&14inOIL TO WTR EATON SUPL COOLER	4,168	205
CLUTCH:FULLER 15-1/2in 6-SPRG CERAMIC TO 2050 LBFT EASY PEDAL	350	2
CLUTCH COVER: MAN ADJUSTING	0	0
CLUTCH BRAKE: TORQUE LIMITING	0	0
EXTENDED GREASE FTG F/CLUTCH BRG & CROSS SHAFT	0	0
DRIVELINE:2 HVY DUTY; 1 CENTERBEARING NYLON CTD SPLINES DMPND FOR SND ATTNUTN	953	123
SEVERE DUTY PILOT BEARING	0	0
STD MAGNETIC FILLER PLUG EATON/MERITOR TRANSMISSIONS NOT ALLISON	0	0
CHROME SHIFT LEVER	95	0
SYNTH LUBE:FULLER, MERITOR OR TTC TRANS & AXLES. USE 2450104 F/AUTO TRANS	0	0
14in EATON/FULLER HI CAP OIL TO WTR CLR STD F/TRAN 1550-2250LBFT,18SPD AUTOSHFT	0	0
Front Axle & Equipment		
DANA SPICER E-1322I 13.2K 3.5in DROP	200	55
FR BRK:DANA SPC ES 16.5X5*MAX CAP 14.6K	271	42
DUSTSHIELDS: SINGLE	42	7
FR BRK DRUM: CAST 16.5X5	17	37
HUB:ALUM*HUB-PILOT*MAX CAP 14.6K*16.5X5 11.25in BC*10-BOLT	2	0
DANA LMS HUB PKG*MAX AXLE CAP 14,600# & 29,200# TWINSTR*NA IRON HUB OR SPOKEWHL	0	0
FR HUBCAP: VENTED	0	0
FR AUTO SLACK ADJUST	0	0
FR SPR:TAPERLEAF 13.2K W/SHOCK ABSORBER ELASTOMER BUSHED FRONT SPRING PINS	78	11
PWR STRG: SING GEAR *TRW TAS65 13.2K MAXIMUM CAPACITY 13,200#	0	0
FRONT FRAME RAISED: 1-1/2in HEAVY DUTY SHOCK ABSORBER BRACKETS	29	0
HD SHOCK ABSORBER BRKT*STD W9S INTERAXLE DIFERENTIAL LOCKOUT	0	0
Rear Axle & Equipment		
DANA SPICER D46-170HP 46K DUAL HVY DUTY W/PUMP	3,059	496

Unpublished options may require review/approval.
Dimensional and performance data for unpublished options may vary from that displayed in PROSPECTOR.

Printed:	1/17/2006 12:55:32 PM	Complete	Model Number:	T800B	CONVENTIONAL
Effective Date:	Jul 1, 2005		Quote/DTPO/CO:		Q25100392
Prepared by:	Bob Beveridge		Version Number:		15.12



Description	\$ List	Weight
REAR AXLE RATIO-3.42	0	0
RR BRK:DANA SPICER ES S-CAM 16.5X7 DUAL 46K MAXIMUM, EXTENDED SERVICE	0	0
RR BRK DRUM: CAST S-CAM DUAL	0	0
RR HUB:AL HUB-PILOT DUAL 11-1/4inBC REQUIRES "R" SERIES OUTER ENDS LIGHT WEIGHT OPTION	0	0
DANA LMS HUB PKG *MAX AXLE CAP 46,000# *N/A IRON HUB DUAL AXLE	0	0
RR AUTO SLACK ADJUST: DUAL	0	0
SPRING BRK: 3030 DUAL	0	0
RR DUST SHIELDS: 16.5X7 S-CAM DUAL	84	15
ABS:BENDIX 4S/4M FR WHL+2 GRP RR WHL*AVL ONLY WAIR BRK E-BASIC	0	0
AXLE SHAFT W/TAPER HOLES REPL STRAIGHT	0	0
WHEEL DIFF LOCK: D40-170(P)/D46-170(H) (P)(WT) FWD RR & RR	1,561	37
FLIP VLV/WRG/LT: SEP F/CTD/XLOCK FWD & RR*TANDEM AXLE OR ANY 2 AXLES WTRIDEM	40	0
HEND PRIMAAX STL CM&G 46K DUAL 60in AS 10in RIDE HT	4,332	78

Tires & Wheels

FR BRIDGESTONE R250F 11R24.5 14PR 43.3in DIA ALL POS F=SIDE WALL PROT BAR F/P&D REG & CONSTRUCTION	71	11
RR BRIDGESTONE M711 11R24.5 14PR DR 43.9in DIA DEEP TREAD HWY OPEN SHOULDER LUG/BLOCK	196	148
CODE-REAR TIRE QTY 08 rr tire qty 8	0	0
FR WHL:ALCOA 98364 24.5X8.25 AL HUB PILOT NEW GEN DISC BRK COMP 10/04	535	-40
RR WHL:ALCOA 98364 24.5X8.25 AL HUB PILOT NEW GEN DISC BRK COMP 10/04	2,140	-160
SING FR AXLE:DURA-BRIGHT BUFFED USE CODE 5859010	294	0
DUAL RR AXLE:DURA-BRIGHT BUFFED USE CODE 5859012	716	0
CODE-REAR RIM QTY 08 REAR WHL QTY 8	0	0

Frame & Equipment

FRAME RAILS:10-3/4 X 3/8in STL 337-416in SECTION MOD:17.80, RBM:2,132,000 LBS, WT: 3.46 LB/IN. PAIR	542	488
--	-----	-----

Unpublished options may require review/approval.
Dimensional and performance data for unpublished options may vary from that displayed in PROSPECTOR.

Printed: 1/17/2006 12:55:32 PM **Complete** Model Number: T800B CONVENTIONAL
 Effective Date: Jul 1, 2005 Quote/DTPO/CO: Q25100392
 Prepared by: Bob Beveridge Version Number: 15.12



Description	\$ List	Weight
BUMPR:TPRD PNTD STL CHANNEL BS:W9L 28in T8/T8SH 47 ; C500 49in	-43	33
FR MDFLPS: F/ USE W/ DUPLEX TIRES EXT WIDTH	56	7
IRON FRONT DRIVE BRACKETS	292	115
STEEL UNDERBELL HOUSING CM	50	22
BATT BOX MODULE: PAR AL UND AL DP CVR WSTEP; UP TO 2 AIR TANKS MAY BE MOUNTED TO BOTTOM OF BOX, BATTERIES WILL BE ORIENTED PERPENDICULAR TO THE FRAME RAIL IN A SINGLE ROW.	0	0
BATTERY BOX LOCATION: LEFT HAND SIDE	0	0
FRAME AC EQUIP:GRABHANDLE(S) LH MOUNTED	39	0
FRAME ACCESS DECK PLATE: 4' ALUMINUM	232	20
FRAME ACCESS STEPS:2 LADDER-TYPE LH-MTD	100	15
16MM FRAME FASTENERS: RR CAB SUPT TO EOF(EXCEPT TRAC TAPER CM & WHERE NOT PRACTICAL)	0	0
FW:AIR HL FW35-8001T4L 36.7in 8.62in Holland Air Slide Fifth Wheel Outboard mounting angles, 55K vertical rating, LH release Air slide control valve standard in dash.	2,349	619
COMPONENT RESTRICTION--DO NOT DRIVE-- UNIT MAY BE DECKED	0	0
ANY CHANGES TO REAR CAB/SLPR AREA MUST COMPLY WITH FMCSR 399	0	0
CUSTOMER INSTALL BULKHEAD/HEADACHE RACK	0	0
REAR OR FIXD SETTING BHD C/L BOGIE 030. REAR OR FIXD SETTING BHD C/L BOGIE 030.0 IN.	0	0
RR MDFLP ARMS:FLEETLINE FF30SS STAINLES STEEL TAPERED SPRING LOADED	125	13
RR MDFLP SHIELDS:WHITE PLASTIC KW LOGO ANTISAIL	0	0
SQUARE END OF FRAME: W/O CROSS MEMBER ALUM X-MEMBERS WITH 3-HOLE, ALUM GUSSETS FOR INTERMEDIATE FWR & REAR X-MEMBERS	0	0

Fuel Tanks & Equip

FUEL TANK: 60 US GAL 24.5in AL UND RPL	-36	-9
FUEL TANK:120 US GAL 24.5in AL BOC ADD	885	152
FUEL TANK:120 US GAL 24.5in AL BOC ADD 3RD TANK	885	152
POLISH ONLY: 3 ALUMINUM TANKS	806	0
F/T STRAP ANCHORS: HEAVY DUTY	38	4
POLISHED STRAPS: 3 TANKS ANY SIZE	126	0

Unpublished options may require review/approval.

Dimensional and performance data for unpublished options may vary from that displayed in PROSPECTOR.

Printed:
Effective Date:
Prepared by:


1/17/2006 12:55:32 PM
Jul 1, 2005
Bob Beveridge

Complete

Model Number:
Quote/DTPO/CO:
Version Number:

T800B

CONVENTIONAL
Q25100392
15.12



Description	\$ List	Weight
LOCATION RH UNDER CAB 060 GAL.	0	0
LOCATION RH UNDER CAB 060 GAL.	0	0
LOCATION RH BEHIND CAB 120 GAL.	0	0
LOCATION RH BEHIND CAB 120 GAL.	0	0
LOCATION LH BEHIND CAB 120 GAL.	0	0
LOCATION LH BEHIND CAB 120 GAL.	0	0
Cab & Equipment		
CAB: CONVENTIONAL*AEROCAB*CURVED GLASS B3*AVAILABLE ONLY W/AEROCAB SLEEPER* ALUM & FIBERGLASS CAB W/ALL ALUM DOORS CONTINUOUS PIANO-TYPE DOOR HINGES FOAM INSULATION IN CAB	0	51
SLEEPER: 86in STUDIO AEROCAB VIT Diamond vinyl interior upholstery Vanity mirror on passenger side sunvisor Fold down writing/reading table Latching doors for cabinets and closets Refrigerator, unless delete option is selected TV installation package Dash & sleeper mounted 3-Way switch, for lamp control Dual coaxial speakers in sleeper Sleeper cup holders, w/o liftable lower bunk option Vanity mirror in sleeper Curtain under lower bunk Swivel light in sleeper above table on right hand side Sofabed Tool compartment with 2 interior utility lights Left hand lower cabinets with 2 drawers Storage compartment with curtain above closet Incandescent cab and sleeper panel lamps Sleeper doors with windows, left and right sides	27,512	1,814
CAB DOOR BEARING BLOCKS: TOP & BOTTOM	49	0
UPPER SLEEPER EMERGENCY EXIT DOOR:LH/RH	286	0
HOOD:UNITGLAS STRAIGHT W/SPLIT FENDERS *T8:INCL GRILLE/SHELL* *REQ'D W/COWL MTD AIR CLNR*	809	20
HOOD SUPPORT PADS ON FIREWALL	199	4
ADD 4 RIBS ON RADIATOR GRILLE	86	2
HEATER/AIR COND:SEP UNITS CAB & SLPR INCL 5 MODE ROTARY CTRL*N/A W/ 38in SLP	0	0
PARALLEL PLMBG: MODULATING WATER VALVE F/SLEEPER*STD AEROCAB/86in SLPRS*NA W/ MODULAR SLPRS*NA W/38in AEROCAB	0	0
AIR CONDITIONING EXCISE TAX: CANADIAN REGISTRY ONLY	145	0
STRG WHL: 18in 4-SPK	0	0

Unpublished options may require review/approval.
Dimensional and performance data for unpublished options may vary from that displayed in PROSPECTOR.

Printed: 1/17/2006 12:55:32 PM **Complete** Model Number: T800B CONVENTIONAL
 Effective Date: Jul 1, 2005 Quote/DTPO/CO: Q25100392
 Prepared by: Bob Beveridge Version Number: 15.12



Description	\$ List	Weight
N STRG COLUMN:ADJ TELESCOPNG TILT*CODE F/18in STRG WHEEL* STANDARD SWITCHES CAB DOME LIGHT SWITCH PANEL LIGHT DIMMER SWITCH PARK LAMPS SWTCH HAZARD LIGHT FLASH SWITCH HEADLAMP SWITCH CAB MARKER LAMPS SWITCH DASH MTED CRUISE CONTROL	565	0
ELECTRONIC ENGINE TEST SWITCH (STD) CUMMINS SELECT ONLY	0	0
IGNITION/DOORS KEYED ALIKE	0	0
N SW: 1 SPARE WIRED TO POWER	19	0
N GAU: AIR SUPPLY PRESSURE (2 GAU) W/INTEGRAL WARN LT 2 GAUGES PRIMARY & SECONDARY	0	0
N GAU:2 AIR SUSP PRESS F/AIR SUSP W/DUA LVL VALVE*	125	0
N GAU: AIR APPL PRES EXPANDED LOW SCALE READOUT	0	0
N GAU: ENGINE COOLANT TEMP W/INTEGRAL WARN LT	0	0
N GAU: EXHAUST PYROMETER 2in DIAMETER W/INTEGRAL W/WARN LT	164	0
N GAU: ENG OIL PRES W/INTEGRAL WARN LT	0	0
N GAU: OIL TEMP ENG W/INTEGRAL WARN LT	63	0
N GAU: FUEL	0	0
N GAU: FUEL FILTER RESTRICTION *N/A W/ISX	67	0
N GAU: MANIFOLD PRESS	57	0
N GAU: VOLTMETER W/INTEGRAL WARN LT	0	0
N GAU:AXLE OIL TEMP DUAL DR AXLE(2 GAU) W/INTEGRAL WARN LT	134	0
N GAU: OIL TEMP MAIN TRANSMISSION	72	0
N CANADIAN INSTRUMENT PKG*KPH SPEEDO REPL MPH* *T2000 MUST CODE F/ MAIN INSTRUMENT PANEL 8282000*	0	0
N PRIMARY DASH INSTRUMENT PANEL Center Panel includes: 5 inch Speedo with trip meter, 5 inch Tach with engine hour meter, Turn Signal and High Beam indicators and Warn Lights, Outside Air Temp. LH panel includes std: Voltmeter, Engine Water Temp, and Engine Oil Pressure. RH panel includes std: Air Application, Fuel level, Primary Air Pressure, and Secondary Air Pressure.	0	0
WARN LT: PARKING BRAKE APPLIED DASH MT	0	0

Unpublished options may require review/approval.
Dimensional and performance data for unpublished options may vary from that displayed in PROSPECTOR.


Printed: 1/17/2006 12:55:32 PM Complete Model Number: T800B CONVENTIONAL
Effective Date: Jul 1, 2005 Quote/DTPO/CO: Q25100392
Prepared by: Bob Beveridge Version Number: 15.12



Description	\$ List	Weight
N INTERIOR: VIT DIAMOND CAB: Wood grain dash panels; Stitched upholstered diamond-tufted doors w/carpeted kick panels and padded armrests; Full diamond-tufted vinyl headliner; Button color to match primary lining color; Black rubber floormats. SLEEPER: Sleeper curtain; Full diamond-tufted vinyl headliner; Diamond-tufted upholstered door pads and wall panels; Button color to match primary lining color; Black rubber floormat in sleeper and tool compartments; 2 utility lights in tool compartment; RH exterior sleeper emergency exit door on 60 and 72 inch sleeper, 2 exterior sleeper emergency exit doors w/ windows on 86 inch studio. ARMREST PAD ON DOORS	0	0
MULTI-TONE INTERIOR	0	0
INTERIOR COLOR: SLATE GRAY W/TRIM COLOR DARK SLATE GRAY	0	0
FLOORMAT: CAB	0	0
BLACK CARPET REPL FLOORMAT: SLEEPER VINYL INSIDE SUNVISORS DR SIDE SUNVISOR INCL MIRROR W/ STRAP RD SIDE SUNVISOR INCL STRAP	17	0
DR SEAT: ISRINGHAUSEN 6800 HB LEATHER RETRACTABLE 3-PT ATTACHMNT BELTS ON DR/DR SD	950	30
RD SEAT: ISRINGHAUSEN 6800 HB LEATHER	1,250	48
SEAT COLOR: JET BLACK	0	0
DR/RD RED SEAT BELTS REPL STD NFPA COMPLIANT	19	0
N TWO-TONE KENWORTH DRIVER SEAT	0	0
N TWO-TONE KENWORTH RIDER SEAT	0	0
SOFABED FOR 86in VIT SLPR: 42inX78in	0	0
FLOORMAT: TOOL COMPARTMENT STD T2000 INTR	0	0
KENWORTH AM/FM/CD RADIO W/CLOCK* } W/L.E.D. LIGHTING*W/WEATHER BAND	761	4
N CB RADIO: COBRA 29 *INCL WEATHERBAND* HI MT IN HDR W/HDR MTD QUICK RELEASE CB MOUNT*SEP SPKR*INCL ILLUMINATED PANEL*INCL DUAL ANTENNAS	489	11
SIRIUS RECEIVER & ANTENNA F/SATELLITE REQ'S 8601404 OR 8601407*NA W/ CAB M FAIRING*	720	2
ADDT'L ACC PWR SUPPLY WIRING IN HEADER	29	0
N SPKR: SEPARATE F/CB RADIO W/GRILL	0	0
N SPKRS: 4 4inX6in HIGH PERFORMANCE*W/ PANASONIC*2 IN CAB HEADER/2 RR CAB CRNR	68	0
N UNDERDASH CNTR CONSOLE*2 CUPHOLDERS/2 12V OUTLETS/STORAGE COMPARTMENT*NOT F/ USE WITH AUTOSHIFT/ULTRASHIFT USE 8700108	0	0

Unpublished options may require review/approval.
Dimensional and performance data for unpublished options may vary from that displayed in PROSPECTOR.

Printed:	1/17/2006 12:55:32 PM	Complete	Model Number:	T800B	CONVENTIONAL
Effective Date:	Jul 1, 2005		Quote/DTPO/CO:		Q25100392
Prepared by:	Bob Beveridge		Version Number:		15.12



Description	\$ List	Weight
N CAB LT:LH/RH DOME LAMP MTD OVER DOORS DOME LAMP ON RR HEADLINER*LH/RH TASK LT MTD OVER DOORS	0	0
N UNDER DASH FLOOR LIGHTING W/RED LENS	0	0
N TURN SIGNAL SWITCH: COLUMN-MTD DIMMER INCL INTERMITTENT WIPER CONTROL	0	0
N ELECTRIC DOOR LOCKS*LH/RH*	0	0
N REMOTE KEYLESS ENTRY*REQ ELEC DOOR REQUIRES DAYLITE DOOR LH/RH TASK LT MTD OVER DOORS HEADER MTD SLIDE OUT STORAGE OPERATORS MANUAL	301	0
STAINLESS STEEL PERMIT PANELS ON CAB *N/A W/LIFT CTRLS OR GAUGES MTD UNDER CAB DOORS*	107	13
KW STAINLESS STEEL SHIFT BOOT RING W/KW BUG*LARGE*MANUAL TRANS ONLY*	43	0
STAINLESS STEEL HOOD EMBLEM ACCENT *NA ON T6*	104	0
DOOR COURTESY LIGHTS	0	0
GRABHANDLE: 1 LONG RH	0	0
GRABHANDLE: 1 LONG LH	0	0
N GRABHANDLE:1 LH INSD DOOR FRAME ABOVE DASH	0	0
N GRABHANDLE:1 RH INSD DOOR FRAME ABOVE DASH	0	0
SIDE EXTENDERS: 16in WIDE W/RUBBER EDGES NA W/TWIN STEER OPTION	341	46
N DAYLITE DOOR: LH/RH INCL RH PEEPER WINDOW	0	0
AIR HORN: DUAL RECT 22in LH/RH ROOF *N/A ON CAB ROOF W/ CAB MTD VARASHIELD* *WHYDRAULIC BRKS REQ 1000307*	65	2
ELECTRIC HORN: SING	0	0
SNOW SHIELD: DUAL AIR HORNS *WHYDRAULIC BRKS REQ 1000307*	37	2
CX MIRR: DUAL SS 9in MIRR BRKT OFFSET STUD MOUNTING	48	9
CX MIRR: SING 8-1/2inX4-7/16in*PASSENGER SIDE*DOOR MTD	0	0
DUAL POWERED MOTO MIRRORS - HEATED WITH LIGHTS - BOTH SIDES	687	14
MIRROR BRKT: DUAL 8-1/2'	0	0
N WINDOW LIFT: ELEC POWERED LH/RH SIDE SW LOCATED ON DOOR PAD TNTD HEAT ABSRBNG SFTY GLASS DOOR WNDWS	252	0

Unpublished options may require review/approval.
Dimensional and performance data for unpublished options may vary from that displayed in PROSPECTOR.

Printed: 1/17/2006 12:55:32 PM Complete Model Number: T800B CONVENTIONAL
Effective Date: Jul 1, 2005 Quote/DTPO/CO: Q25100392
Prepared by: Bob Beveridge Version Number: 15.12



Description	\$ List	Weight
CAB DOOR/WINDSHIELD COVER IN ADDITION CAB/SLPR CURTAIN*AVAIL F/ T6/T8/W9 ONLY	250	4
SUNROOF: POP-UP*16X32*TINTED GLASS *RMVBL SUNSHADE MODULE*	323	9
WINDSHIELD: 1-PC W/CURVED GLASS *NON-T2000-ROPED-IN*T2000-BONDED* STD F/T6/T3*STD W/AEROCAB SLPR F/W9*	0	0
SUNVISOR: EXTERIOR STAINLESS STEEL F/ USE W/ CURVED GLASS CABS*T300: N/A W/ 9020164 W/NDSHLD:TNTD HT ABSRBNG LMNATD SFTY GLASS	236	11
N ELEC WINDSHIELD WASHER/WIPER*2-SPEED & INTERMITTENT*	0	0
CHROME BEADING AROUND WINDOWS*INCL PEEPER WINDOW, IF CODED*	55	0
RUBBER WHEELWELL FNDR EXTENSION 2in *T800 8X4 FWD MOST AXLE*CONV REQUIRES 6390110*	106	9
CAB/SLPR AIR SUSP: 38in/62in/72in/86in AEROCAB ONLY*	0	0
QUIET CAB PKG:FIREWL BLNKT/FLR PAD *VIT *T8/W9 AEROCAB:T6B INCL DSH PAD/COWL BLNKT*60in/72in/74in/86in*	0	64

Lights & Instruments

HEADLAMPS: DUAL REC HAL EXT LIFE HI/LO H4739 BULB*N/A T800 WIDE HOOD*	30	0
MARKER: 5 RECTANGULAR LED	71	0
MARKER: 5 ADD RECT LED TOP OF SLPR 38in AEROCAB NA W/ 9089013 OR 9089014*	194	2
TURN SIGNAL: CONV FENDER-MTD FENDER MTD DIRECTION SIGNALS	0	0
FOG: PERX 700R RECT WHT RECESSED NA W/W900S*TAILLIGHTS TO COME ON WHEN FOGLIGHTS ARE ON	153	4
ROCK SCREENS-ON RECESSED ROAD LIGHTS	112	0
FLOODLIGHTS: DUAL PEDESTAL 2ND SET HIGH MT ONLY	171	2
FLOODLIGHTS:DUAL MIRROR TOP-MTD 1ST SET W/BRIGHT SHIELDS *NA W/KW AERO MIRRORS	391	4
2ND SET LOC: HIGH OUTBOARD SIDE EXTNDR DUAL PEDESTAL LAMP ONLY TAIL LIGHTS COME ON WHEN FLOOD LIGHTS ARE ON	0	0
TRUCKLITE STOP/TURN/TAIL 44LED (44226R) RED INCLUDES 2 BACKUP LTS - FLANGE MTD	96	2
DUAL ROOF MTD BEACON-TARGETTECH #851 STROBE LT*12V W/POL S/S BRKTS*	808	13

- strokes

Unpublished options may require review/approval.

Dimensional and performance data for unpublished options may vary from that displayed in PROSPECTOR.

Printed:	1/17/2006 12:55:32 PM	Complete	Model Number:	T800B	CONVENTIONAL
Effective Date:	Jul 1, 2005		Quote/DTPO/CO:		Q25100392
Prepared by:	Bob Beveridge		Version Number:		15.12



Description	\$ List	Weight
BEACON LOCATION: CENTERED OVER DOOR - (LH IF SINGLE)*NA F/USE W/SPOTLIGHT ON FLAT CLASS CABS OR NON-AEROCABS*	0	0
DAYTIME RUNNING LAMPS	136	0
SS HEADLAMP VISORS F/DUAL RECT HEADLAMP RECTANGULAR HEADLAMPS	51	0
SW: SEP F/TRLR MARKER LTS REQ 8 TRAILER CONNECTION	22	0
N INTERRUPTER SWITCH FOR MARKER LTS INCL IN TURN SIGNAL*/NON-T2000	0	0
BACKUP ALARM: ELECTRIC	135	4
JUNCTION BOX-FRAME MTD BEHIND CAB/SLPR	151	0
CIRCUIT BREAKERS: TO REPLACE FUSES *DOES NOT APPLY TO ANY 5-AMP BOX* N/A ON T2000*T3-SELECTED CIRCUITS ONLY* Breakers include: Stop/Brake/Turn, Tail Lamp, High & Low Beams, Marker/Clearance Lamps, Horn, Fuel Heat, Gauges, Wipers, Air Dryer, HVAC Controls, Panel Lamps, HD Trailer Turn Signal	18	0
Air Equipment		
AIR DRYER:BENDIX AD-IS EXTENDED PURGE HEATED N9100 mount under hood passenger sid	54	4
MOISTURE EJT VLV: PULL CABLE DRAIN	0	0
TRAC KIT: CTR FRM-MTD W/HOSETENNA -INCL COMPOSITE GLDHD/LT PLG HLDR	637	24
AIR/LIGHT LINES 16 FT	0	0
NYLON AIR TUBING: FRAME/CAB	0	0
AIR TANKS CLEAR OF RIGHT SIDE OF TRANS AREA N9140 raise all tanks high as possib	85	4
DEL HOSETENNA:USE W/TRCTR KIT CODE-LINE	-33	-9
TRAILER ABS ELECT SUPPLY THRU SAE J560 7 PIN CONNECTOR (PER TMC RP137)	0	0
HOSETENNA BRACKET 3' BOC/S	25	0
Extended Warranty		
STANDARD WARRANTY	0	0
Miscellaneous		
USA CERTIFICATION DECALS F/CANADIAN REG VEHICLES*ORDERS WILL HAVE COMPONENTS TO MEET BOTH U.S./CANADIAN FEDERAL REGULAT FLEET ORDER - MUST BE 2007 MODEL YEAR - PRE - 2007 EMISSIONS ENGINE	0	0

Unpublished options may require review/approval.
Dimensional and performance data for unpublished options may vary from that displayed in PROSPECTOR.

Printed: 1/17/2006 12:55:32 PM **Complete** Model Number: T800B CONVENTIONAL
Effective Date: Jul 1, 2005 Quote/DTPO/CO: Q25100392
Prepared by: Bob Beveridge Version Number: 15.12



Description	\$ List	Weight
WARNING TRIANGLE REFLECTOR KIT: 3 TRIANGLES IN PLASTIC CASE	20	4
FIRE EXT: ONE 5# DRY CHEMICAL TYPE MTD OUTBOARD OF RIDER SEAT	86	11
Paint		
PAINT COLOR NUMBER	0	0
N97020 A - N3781EA VIPER RED N97200 FRAME N0001EA BLACK		
IMRON SOLID 1 COLOR CONV AERO SPEC A	0	0
PAINT HOOD TOP ANTI-GLARE (SKETCH REQD) PAINT SKETCH REQ -EVEN IF IT IS A SPECTRUM PAINT DESIGN. N9960 PAINT * FLAT BLACK * ON HOOD N9961 TOP - SEE SKETCH FORWARDED N9962 WITH ORDER	219	0
Total Weight		20199#

Prices and Specifications Subject to Change Without Notice.

Unpublished options may require review/approval.
Dimensional and performance data for unpublished options may vary from that displayed in PROSPECTOR.

Printed: 1/17/2006 12:55:32 PM **Complete** Model Number: T800B CONVENTIONAL
Effective Date: Jul 1, 2005 Quote/DTPO/CO: Q25100392
Prepared by: Bob Beveridge Version Number: 15.12